

# Greater Eastside

## ANNUAL MARKET REPORT

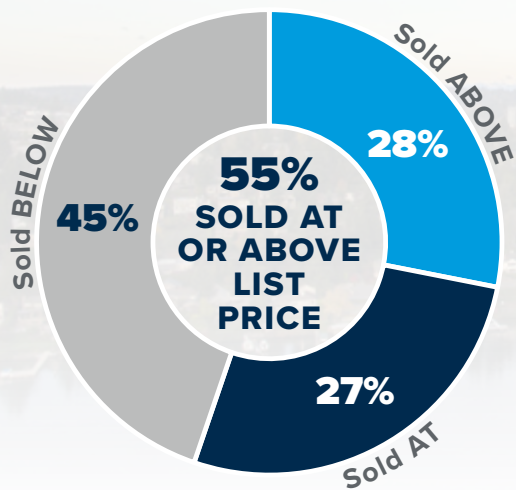


**PUBLISHED JANUARY 2026**

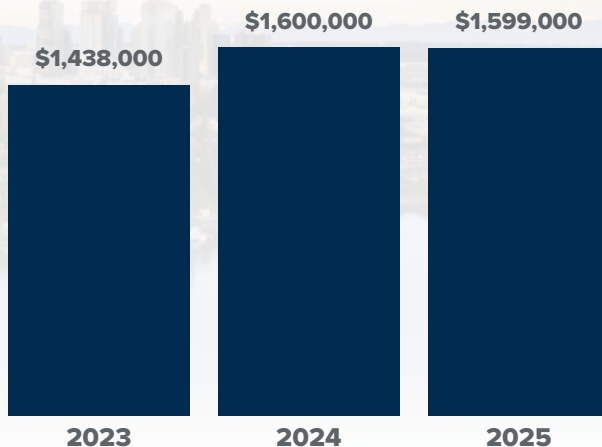
a review of single family residential  
real estate activity in 2025

MARIANNE PARKS, REAL ESTATE BROKER





## MEDIAN SALES PRICE




## COMMUNITY SNAPSHOT

community	# sold	avg. \$ per sq ft	% sold at or above list price	% sold in first 10 days	median sale price
Eastside South (S of I-90)	761 <span>↓ -1%</span>	\$621 <span>↑ 2%</span>	58%	56%	\$1,715,000 <span>↔ 0%</span>
Mercer Island	226 <span>↓ -5%</span>	\$895 <span>↓ -3%</span>	47%	52%	\$2,550,000 <span>↑ 3%</span>
West Bellevue (W of 405)	275 <span>↓ -6%</span>	\$1,153 <span>↑ 5%</span>	48%	49%	\$3,688,000 <span>↑ 3%</span>
East Bellevue (E of 405)	694 <span>↑ 13%</span>	\$741 <span>↑ 2%</span>	57%	62%	\$1,650,000 <span>↑ 4%</span>
East of Lake Sammamish	1,134 <span>↓ -10%</span>	\$580 <span>↓ -3%</span>	51%	51%	\$1,500,000 <span>↓ -4%</span>
Redmond	548 <span>↑ 15%</span>	\$570 <span>↓ -6%</span>	59%	48%	\$1,344,000 <span>↓ -5%</span>
Kirkland	585 <span>↓ -9%</span>	\$829 <span>↓ -2%</span>	55%	50%	\$2,100,000 <span>↑ 3%</span>
Woodinville	1,235 <span>↓ -14%</span>	\$581 <span>↑ 2%</span>	58%	54%	\$1,281,000 <span>↔ 0%</span>
<b>ALL EASTSIDE</b>	<b>5,458 <span>↓ -5%</span></b>	<b>\$688 <span>↔ 0%</span></b>	<b>55%</b>	<b>53%</b>	<b>\$1,599,000 <span>↔ 0%</span></b>

Percent changes are year-over-year

## HISTORICAL INTEREST RATES



Greater Eastside

MARIANNE PARKS, WINDERMERE MERCER ISLAND

206.412.0038 | [www.marianneparks.com](http://www.marianneparks.com)

© Copyright 2026 Windermere Mercer Island. Information and statistics derived from Northwest Multiple Listing Service.



at a median of  
**\$1,599,000**

**53%** OF HOMES  
SOLD IN THE FIRST  
10 DAYS ON MARKET



on average,  
homes  
sold  
for



# 2025 YEAR IN REVIEW

Across the Greater Eastside, 5,458 homes sold during the year, down 5% compared to 2024. New inventory increased, with 8,259 new listings coming to market—up 16%! Fifty-five percent of homes sold at or above their list price, and 53% sold within the first 10 days on market, highlighting consistent transaction pace and buyer confidence across the region. Despite this, the median sale price held flat at \$1,599,000 compared to 2024, while homes sold for an average of \$688 per square foot, also similar to last year.

Several communities recorded notable activity levels, including Woodinville with 1,235 homes sold and East of Lake Sammamish with 1,134 sales. East Bellevue saw a 13% increase in homes sold, while Redmond posted a 15% increase in sales volume. Median sale prices varied by community, ranging from \$1,281,000 in Woodinville to \$3,688,000 in West Bellevue, reflecting the diversity of the Eastside housing market.

Looking forward: this is a great year to invest! We've had a few back-to-back years of soft price gains, which feel like losses in our frequently HOT Eastside. This is as close to a "buyer's advantage" market as we've seen in years. At the time of writing this, interest rates are available in the high 5's. The cost of money is reasonable and the cost of property has not risen drastically in a few years. This is the perfect time to jump in for investors and first-time buyers. More specifically, anyone who can buy "unburdened" or without having to sell/carry two mortgages in order to buy. The condo and townhome markets continue to be a great opportunity for those looking to take the first step onto the property ladder. If none of this applies to you remember: if you're looking to buy and sell within the same market you only get an advantage on one side.

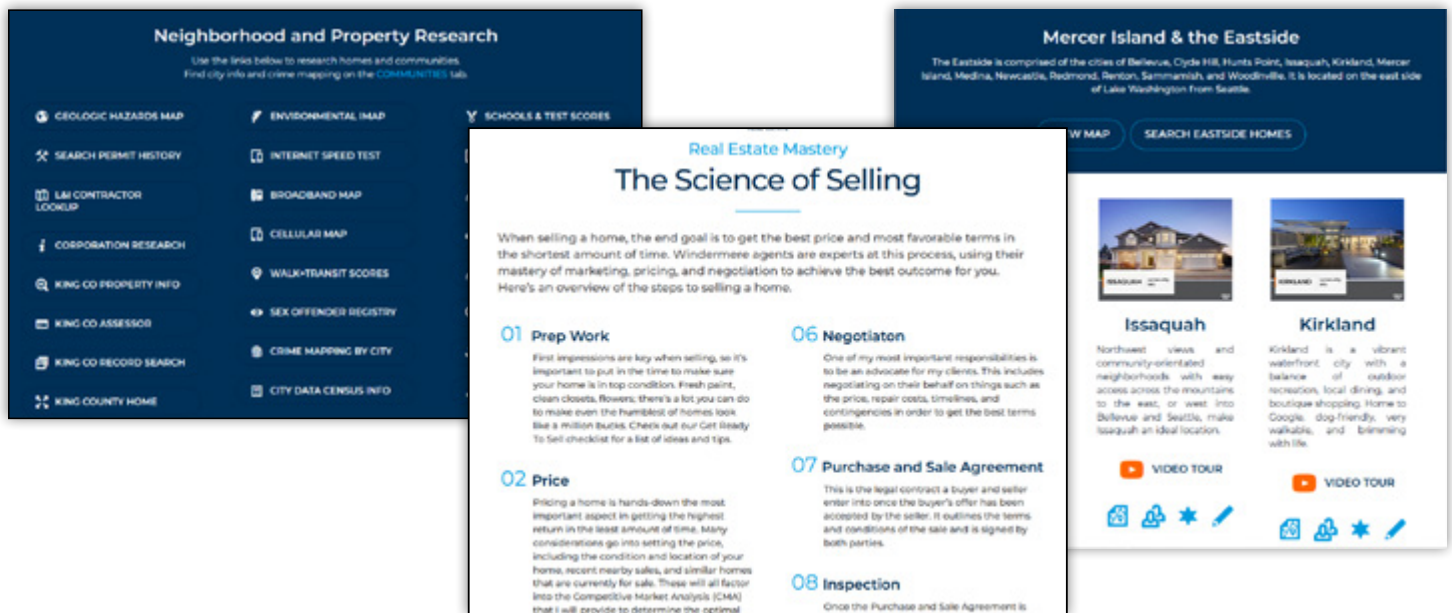


# A savvy way to search HOMES & STATS ONLINE



Looking for real-time information on today's real estate market? If so, your search is over!  
Visit [marianneparks.com](http://marianneparks.com) to find all of the real estate resources you need in one convenient place.

- **Market Reports.** Closely track market trends as they emerge in your neighborhood. Reports are available for 21 market areas in the Seattle and Eastside region.
- **Home Buying and Selling Advice.** Search for homes, find useful buying tips, and discover how to best position your home for sale.
- **Property and Neighborhoods Research.** Find community profiles, video tours, and crime info plus research homes, neighborhoods, schools, maps, and county records.



©WINDERMERE REAL ESTATE/MERCER ISLAND

How have these latest  
market trends affected  
your home's value?

Stay in the know—  
contact me any time for a  
complimentary home value  
analysis.

