

# SEATTLE METRO

*market review*



a quarterly report on single family  
residential real estate activity



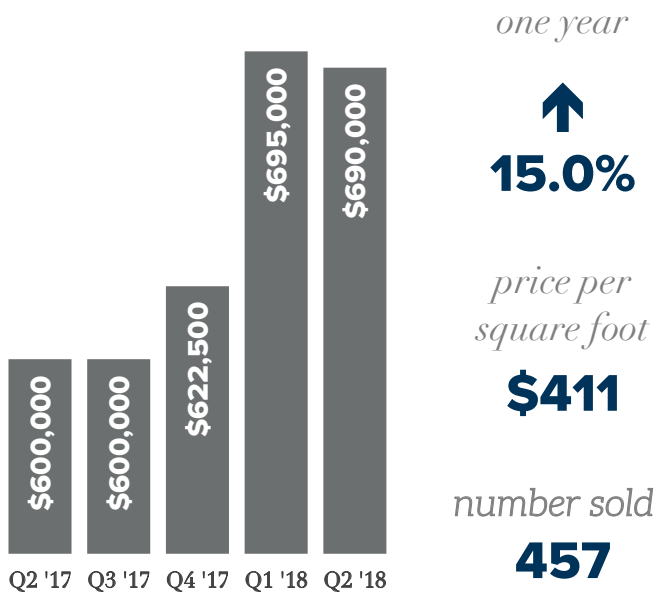
---

THEMARKETTALKS.COM

206.232.0446 | [windermeremercerisland.com](http://windermeremercerisland.com)

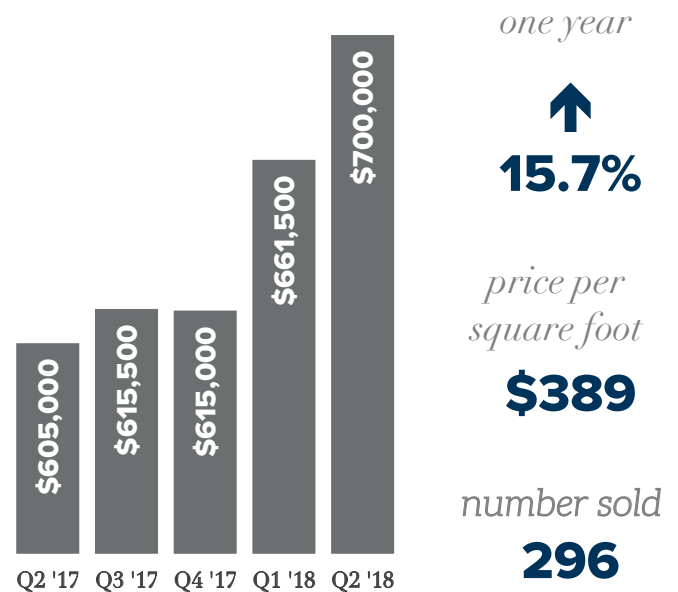
## WEST SEATTLE

*median price*



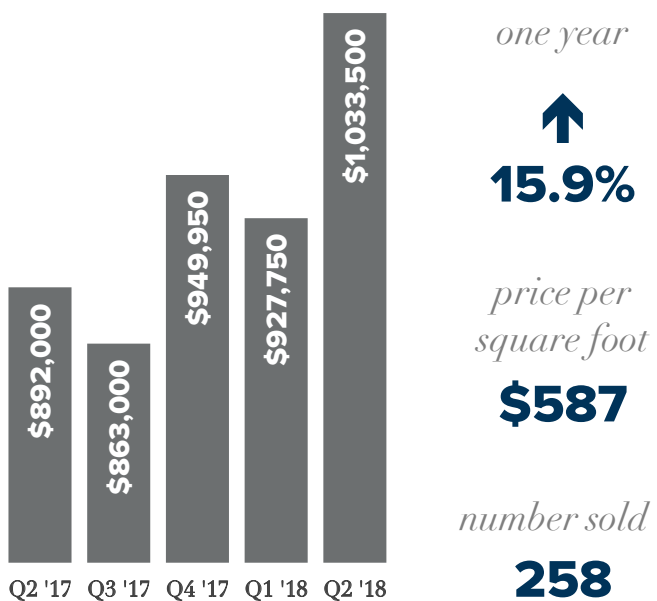
## SOUTH SEATTLE

*median price*



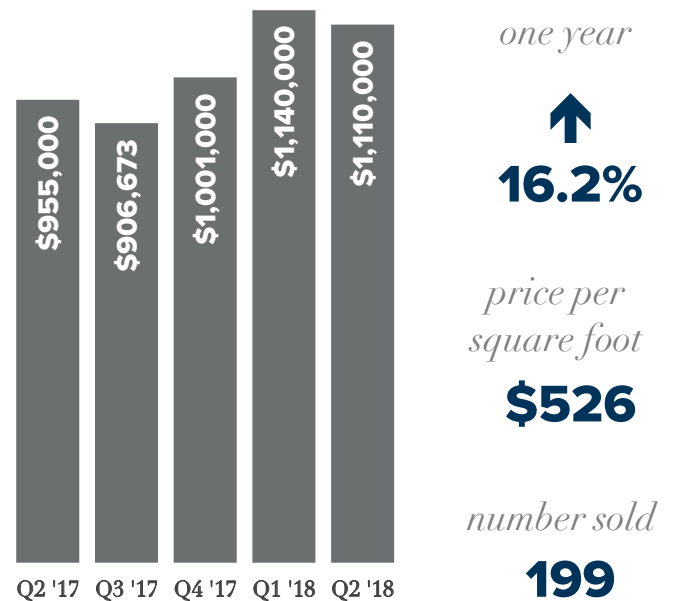
## MADISON PARK & CAPITOL HILL

*median price*



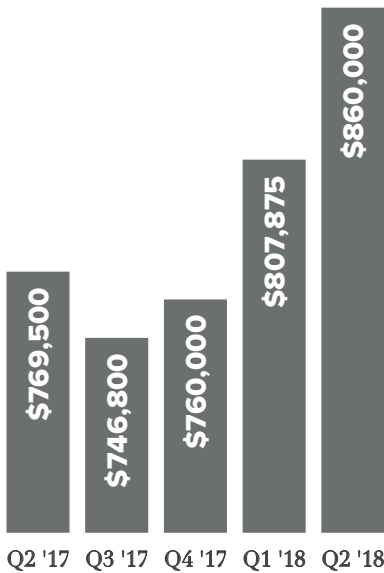
## QUEEN ANNE & MAGNOLIA

*median price*



## BALLARD & GREENLAKE

*median price*



*one year*

↑  
**11.8%**

*price per square foot*

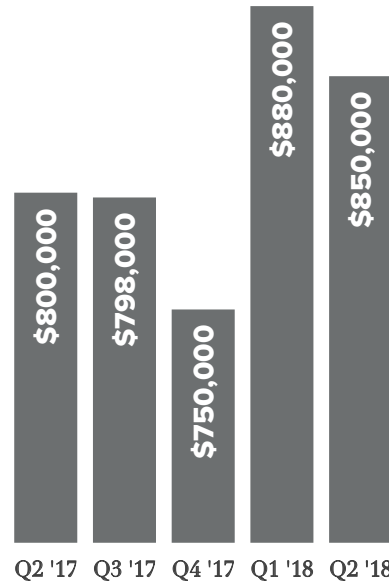
**\$475**

*number sold*

**567**

## NORTH SEATTLE

*median price*



*one year*

↑  
**6.3%**

*price per square foot*


**\$478**

*number sold*

**308**

## RICHMOND BEACH & SHORELINE

*median price*



*one year*

↑  
**20.7%**

*price per square foot*

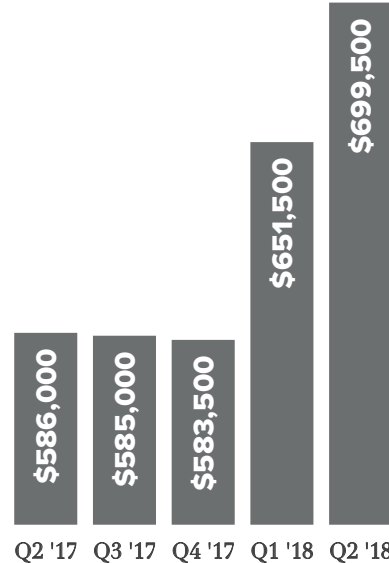
**\$376**

*number sold*

**107**

## LAKE FOREST PARK & KENMORE

*median price*



*one year*

↑  
**19.4%**

*price per square foot*

**\$340**

*number sold*

**144**

Wait there's more!  
HOMES & STATS ONLINE



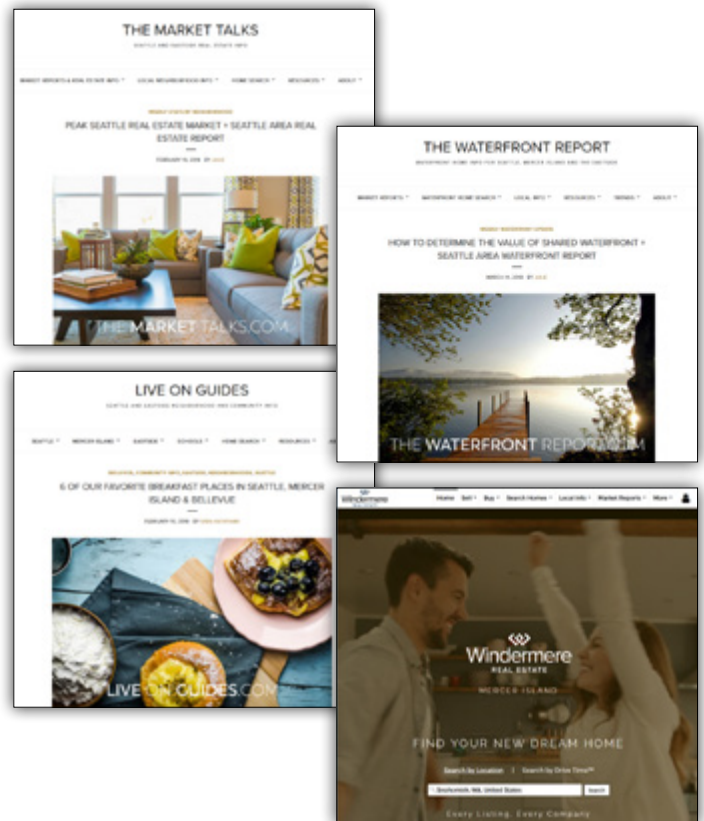
While having a historical perspective like this review is valuable, you may be looking for real-time information on today's real estate market. If so, your search is over!

We publish weekly reports to **TheMarketTalks.com**, providing a summary analysis of what's happening in 16 different micro-markets, including Mercer Island.

Interested in what's happening with waterfront properties? We are too! That's why we analyze waterfront sales each month and post results at **TheWaterfrontReport.com**.

Easily compare neighborhoods on **LiveOnGuides.com** with local info including maps, links and school data.

You can search for every property listed for sale—by any real estate company—on **WindermereMercerIsland.com**.



How have these latest market trends affected your home's value?

Stay in the know—contact me any time for a complimentary home value analysis.



Marianne Parks

WINDERMERE REAL ESTATE/MERCER ISLAND

